



# PERFORMANCE REPORT OF THE COURTS 2016



Department of Judicial Administration  
Supreme Court of the Maldives  
Male', Maldives

© 2016

Department of Judicial Administration  
Supreme Court of The Maldives  
Male', Maldives

All rights reserved



---

## SUMMARY OF THE PERFORMANCE REPORT OF THE COURTS 2016

---

According to statistics, performance of the courts showed remarkable improvement in 2016 compared to the previous years.

1. Record number of cases were registered at the lower courts in 2016
2. Increase in the number of cases registered in the superior and magistrate courts in 2016
3. In the history of the Judiciary more than 20,000 cases were cleared by the courts for the first time in 2016
4. The number of cases cleared by the superior courts and the magistrate courts increased from 2015
5. The number of pending cases in lower courts were decreased in 2016 when compared to 2015
6. Number of cases in the lower courts with a pending duration exceeding one year have been decreased
7. Of the cases registered in the lower courts in 2016, 103% of cases were cleared
8. There was a 13% increase in the number of cases registered at the Civil Court in 2016. Out of which the court cleared 122% of cases in 2016
9. 62% of the cases registered at the Dispute Resolution Division of the Civil Court were cleared.
10. There are only 3 cases in the Civil Court with a pending duration exceeding 1 year.
11. In 2016 there was a 75% increase in the number of cases registered at the Criminal Court. The court cleared 61% of all cases submitted.
12. 68% of the case backlog of the Criminal Court were cases with a pending duration less than 1 year.
13. The Family Court cleared 99.7% of cases filed at the court in 2016
14. The Family Court's Backlog has only 7 cases which have been pending for more than a year.

15. Number of cases filed at the Juvenile Court in 2016 increased by 85%. The court cleared 67% of the number of cases submitted.

16. The Juvenile Court's backlog have no cases registered for more than a year

17. The number of cases filed at the Drug Court in 2016 show an increase of 67%. The court cleared 84% of cases against the number received.

18. 94% of pending cases at the Drug Court have not exceeded one year since registration.

19. The Magistrate Courts recorded a 9% increase in cases submitted to the courts in 2016. The courts cleared 105% of cases received during the period. The case clearance rate of the magistrate courts exceeded the rate of case registration at the courts in 2016.

20. 90% of pending cases at the magistrate courts are those which have not been in pending for more than a year. Only 3 cases have been left unresolved at the magistrate courts for more than 5 years.

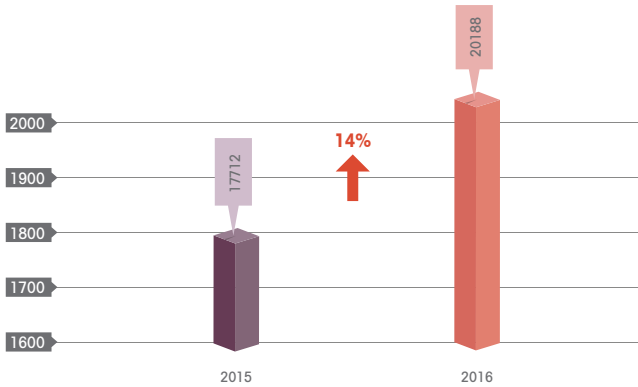
21. The magistrate courts of Addu Atoll received the most number of cases. The highest case clearance rate amongst the magistrate courts were also achieved by the Addu Atoll magistrate courts.

22. The number of cases submitted for appeal record a twofold increase.

---

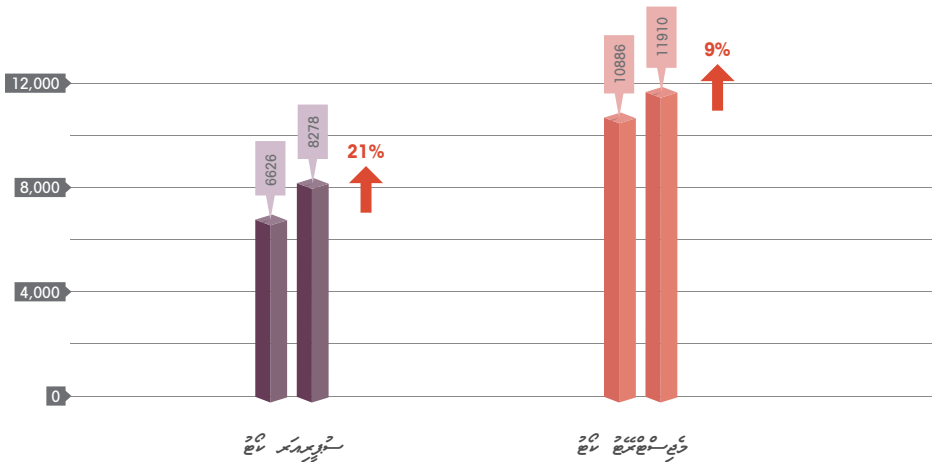
## 1. RECORD NUMBER OF CASES WERE REGISTERED AT THE LOWER COURTS IN 2016

---



Compared to the previous years, 2016 saw a record number of cases registered at the courts. In 2016 for the first time more than 20,000 cases were registered in the courts. When compared with the number of cases registered at the lower courts in 2015 to that of 2016 there was a 14% increase in the number of cases registered in 2016. In 2015 there were a total of 17712 cases registered in the lower courts and in 2016 there were a total of 20188 cases registered in the lower courts. This is an increase of 2476 cases.

## 2. INCREASE IN THE NUMBER OF CASES REGISTERED IN THE SUPERIOR AND MAGISTRATE COURTS IN 2016



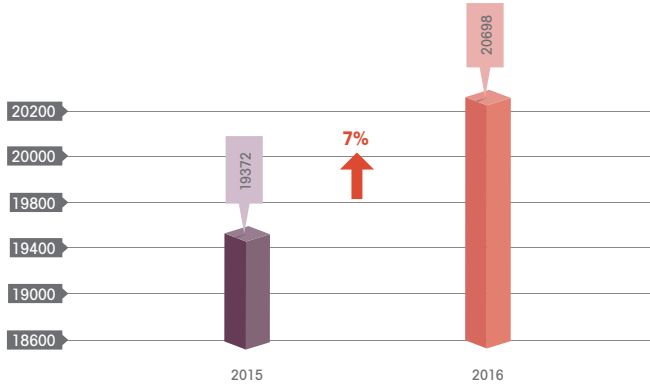
When comparing the number of cases registered at the Superior and Magistrate Courts in 2015 and 2016, there was an increase in the number of cases registered in 2016. When compared to the number of cases registered at the superior courts in 2015 to that of 2016 there was a 21% increase in the number of cases registered in 2016. There were a total of 6826 cases registered in the Superior Courts in 2015. And in 2016 there were a total of 8278 cases registered in the Superior Courts. This is an increase of 1452 cases.

When comparing the number of cases registered at the magistrate courts in 2015 to that of 2016 there was a 9% increase in the number of cases registered in 2016. There were a total of 10886 cases registered in the magistrate Courts in 2015. And in 2016 there were a total of 11910 cases registered in the Magistrate Courts. This is an increase of 1024 cases.

---

### 3. IN THE HISTORY OF THE JUDICIARY MORE THAN 20,000 CASES WERE CLEARED BY THE COURTS FOR THE FIRST TIME IN 2016

---



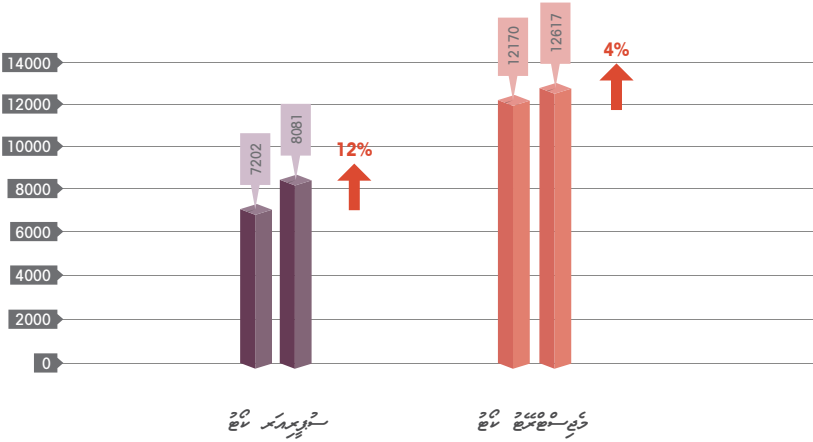
A record number of cases was cleared by the courts in 2016. In the history of the Judiciary more than 20,000 cases were cleared by the courts for the first time in 2016.

When comparing the number of cases cleared by the lower courts in 2015 to that of 2016 there was an increase of 7% in the number of cases cleared in 2016. A total of 19372 cases were cleared by the lower courts in 2015. And in 2016 a total of 20698 cases were cleared by the lower courts. This is an increase of 1326 cases.



## 4. THE NUMBER OF CASES CLEARED BY THE SUPERIOR COURTS AND THE MAGISTRATE COURTS INCREASED FROM 2015

(2016 ۾ 2015) سڀ کان وڌيڪ ۽ گهٽ ۾ گهٽ ڪيسن جو انگ

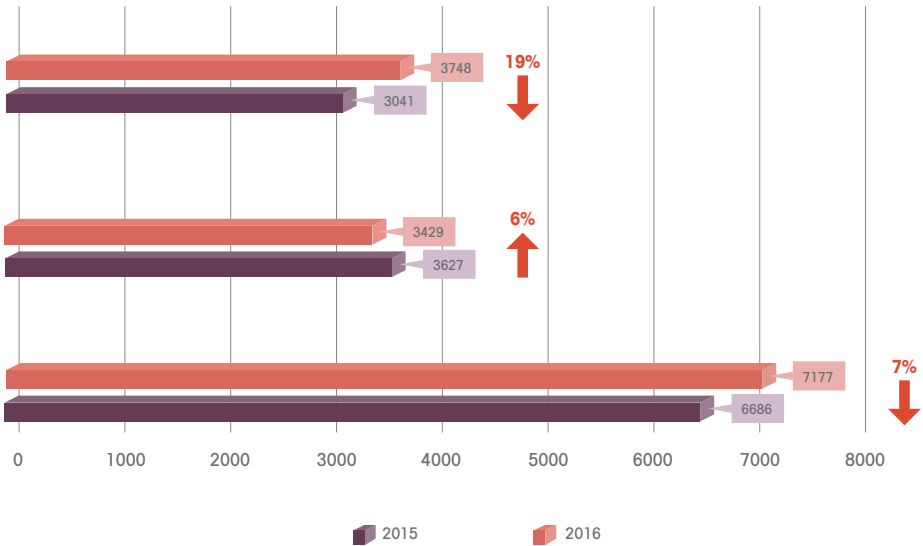


When comparing the number of cases cleared by the superior courts in 2015 to that of 2016 there was an increase of 12% in the number of cases cleared in 2016. A total of 7202 cases were cleared by the superior courts in 2015. And in 2016 a total of 8081 cases were cleared by the superior courts. This is an increase of 879 cases.

When comparing the number of cases cleared by the magistrate courts in 2015 to that of 2016 there was an increase of 4% in the number of cases cleared in 2016. A total of 12170 cases were cleared by the magistrate courts in 2015. And in 2016 a total of 12617 cases were cleared by the magistrate courts. This is an increase of 447 cases.

## 5. THE NUMBER OF PENDING CASES IN LOWER COURTS WERE DECREASED IN 2016 WHEN COMPARED TO 2015

تعداد پرونده‌های منتهی به دادگاه‌های محلی در سال ۱۳۹۵ و ۱۳۹۶



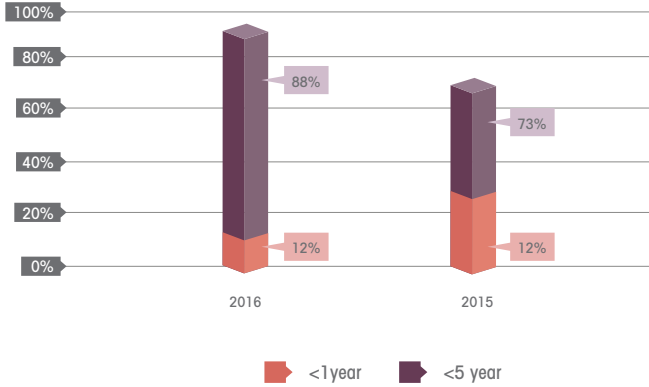
The number of pending cases in the lower courts were brought down by 7% in 2016 when compared to 2015. In 2015 there were a total of 7177 cases in pending at the lower courts and in 2016 this number was brought down to 6688 cases. This is a decrease of 509 cases when compared to the numbers of 2015.

The number of pending cases in the superior courts increased by 6% in 2016 when compared to 2015. In 2015 there were a total of 3429 cases in pending at the superior courts and in 2016 this number increased to 3627 cases. This is an increase of 109 cases. It is noted that the number of pending cases in the superior courts saw an increase due to the state submitting a large number of cases to the Criminal Court in the last 3 months of 2016.

The number of pending cases in the magistrate courts were brought down by 19% in 2016 when compared to 2015. In 2015 there were a total of 3748 cases in pending at the magistrate courts and in 2016 this number was brought down to 3041 cases. This is a decrease of 707 cases when compared to the numbers of 2015.

## 6. NUMBER OF CASES IN THE LOWER COURTS WITH A PENDING DURATION EXCEEDING ONE YEAR HAVE BEEN DECREASED

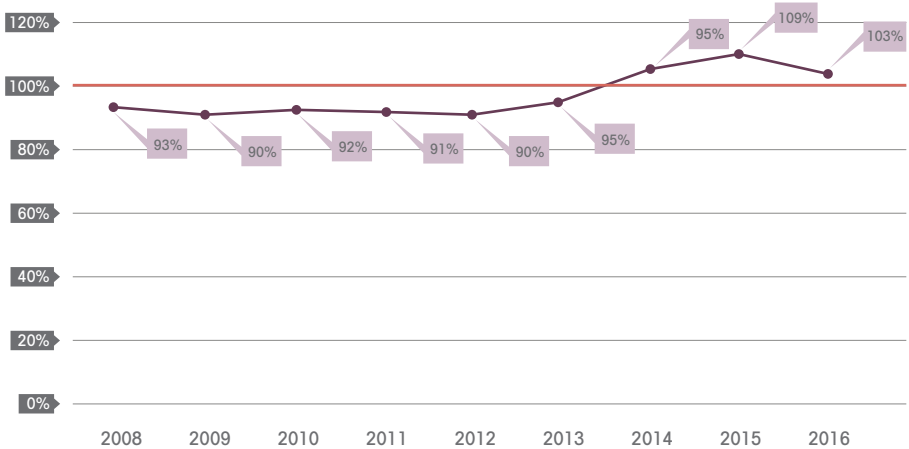
تعداد پرونده‌های منتهی به صدور رای در دادگاه‌های محلی (2015 تا 2016)



By the end of 2016 the number of pending cases in the lower courts with a duration exceeding 1 year have been reduced from 27% to 12%. In 2015 there were a total of 1945 cases in the lower courts with a pending duration exceeding one year. By the end of 2016 there was a total of 790 cases with a pending duration exceeding 1 year in the lower courts.

## 7. OF THE CASES REGISTERED IN THE LOWER COURTS IN 2016, 103% OF CASES WERE CLEARED

1016-2008 کے درجہ ذیل کی صورتوں میں



Similar to the year 2015, the clearance rate of the lower courts was higher than the number of cases registered in the lower courts in 2016. In 2016 the case clearance rate of the lower courts was at 103%. Hence the backlog of cases in 2016 was less than the case backlog of 2015. In 2015 there were a total of 7177 cases in pending and this number was brought down to 6668 cases in 2016.

---

## 8. THERE WAS A 13% INCREASE IN THE NUMBER OF CASES REGISTERED AT THE CIVIL COURT IN 2016. OUT OF WHICH THE COURT CLEARED 122% OF CASES IN 2016

---

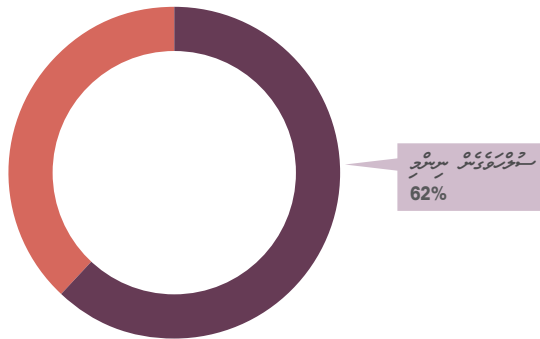
Similar to the year 2015, the clearance rate of the lower courts was higher than the number of cases registered in the lower courts in 2016. In 2016 the case clearance rate of the lower courts was at 103%. Hence the backlog of cases in 2016 was less than the case backlog of 2015. In 2015 there were a total of 7177 cases in pending and this number was brought down to 6668 cases in 2016.

---

## 9. 62% OF THE CASES REGISTERED AT THE DISPUTE RESOLUTION DIVISION OF THE CIVIL COURT WERE CLEARED.

---

2016 ڀرڻ ۾ رجسٽر ٿيل ڪيسن جو 62% ختم ٿيو



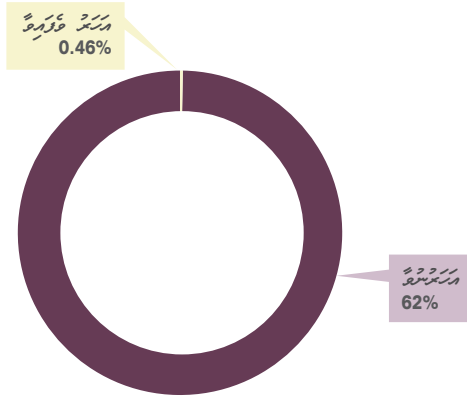
The case clearance rate of the Dispute Resolution Division of the Civil Court in 2016 saw a considerable increase when compared to the case clearance rate of 2015. In 2015 a total of 1568 cases were registered at the division and 626 (40%) cases were cleared. In 2016 a total of 1678 cases were registered and 1040 (62%) cases were cleared.

---

## 10. OF THE CASES REGISTERED IN THE LOWER COURTS IN 2016, 103% OF CASES WERE CLEARED

---

تعمیر و تعمیرات کی درخواستوں کی رجسٹریشن 2016 - ستمبر تک



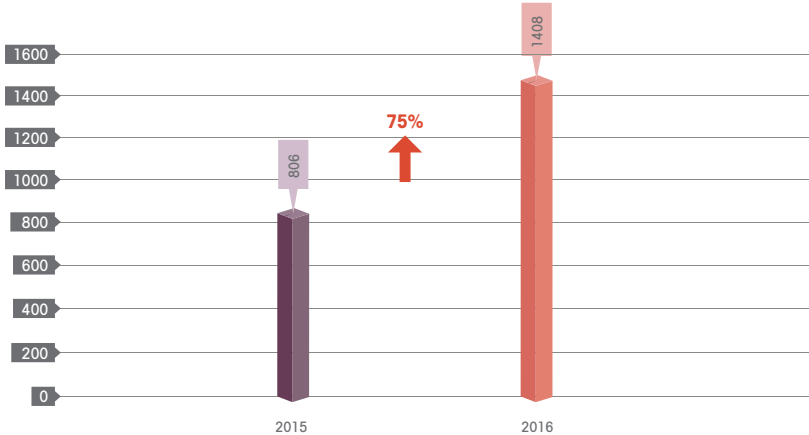
By the end of 2016 there were only 3 cases in the Civil Court with a pending duration exceeding 1 year. This is 0.5% of the case backlog in the Civil Court. Out of the 3 cases at the Civil Court with a pending duration exceeding 1 year, 2 cases have a pending duration less than 3 years. The remaining case is one which has a pending duration of over 3 years but less than 5 years. There are no cases in the Civil Court with a pending duration exceeding 5 years.

---

**11. IN 2016 THERE WAS A 75% INCREASE IN THE NUMBER OF CASES REGISTERED AT THE CRIMINAL COURT.THE COURT CLEARED 61% OF ALL CASES SUBMITTED.**

---

2016 - 2015



In 2015 there were a total of 806 cases registered at the Criminal Court. In 2016 there were a total of 1408 cases registered. This is a 75% increase when compared to the numbers of 2015. Even though there is such a great increase in the number of cases registered at the Criminal Court in 2016 the case clearance rate of the Criminal Court in 2016 stands at 61%.

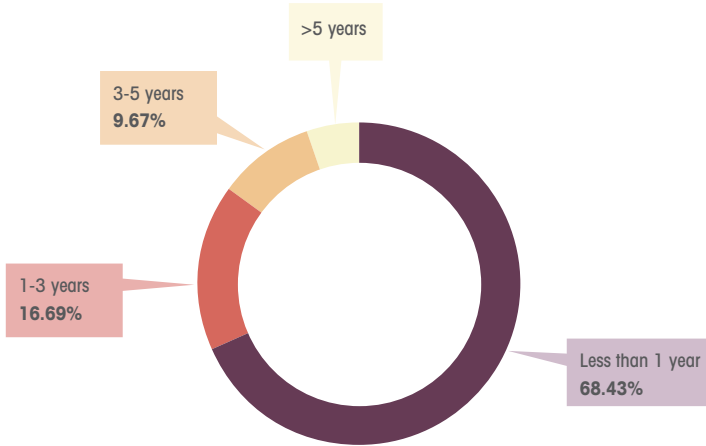
With a backlog of 890 cases from 2015 and 1408 new cases registered in the court in 2016, there was a total of 2298 cases of which the court cleared 37% (860 cases) in 2016. There were a total of 1438 pending cases by the end of 2016.

---

## 12. 68% OF THE CASE BACKLOG OF THE CRIMINAL COURT WERE CASES WITH A PENDING DURATION LESS THAN 1 YEAR.

---

تاریخ ترمیم پرونده های منتهی به پایان سال ۱۳۹۵ - ۲۰۱۶



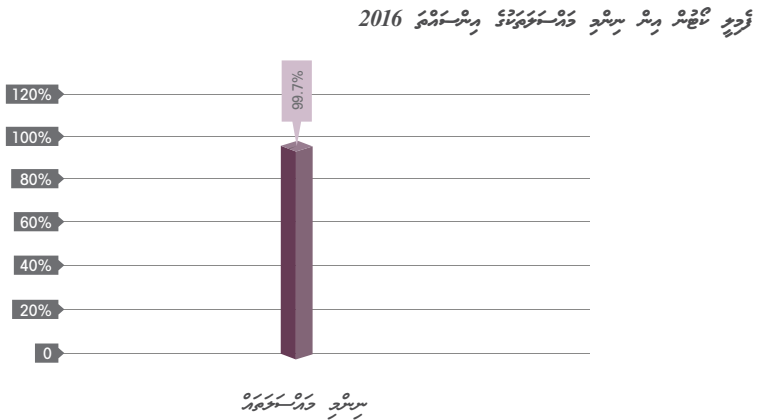
Out of the case backlog of 1438 cases in the Criminal Court by the end of 2016, 68% cases had a pending duration less than 1 year, which amounted to 984 cases. In addition to this there were 240 cases which with a pending duration exceeding 1 year but less than 3 years and 139 cases with a pending duration between 3 to 5 years and 75 cases which have been in pending for over 5 years by the end of 2016.



---

### 13. THE FAMILY COURT CLEARED 99.7% OF CASES FILED AT THE COURT IN 2016

---




The Family Court received 2569 cases in 2016, of which 2562 were settled. That is 99.7% of cases filed at the court during the year. With a backlog of 557 cases from 2015 and 2569 fresh cases submitted in 2016, the Family Court had a total of 3124 cases to handle in 2016, of which the court cleared a staggering 89% (2562 cases) by the end of the year. Only 564 cases remained by the end of the year.

---

## 14. THE FAMILY COURT'S BACKLOG HAS ONLY 7 CASES WHICH HAVE BEEN PENDING FOR MORE THAN A YEAR.

---

تعداد پرونده‌های باقی‌مانده در دادگاه خانواده در پایان سال ۱۳۹۵ - ۲۰۱۶



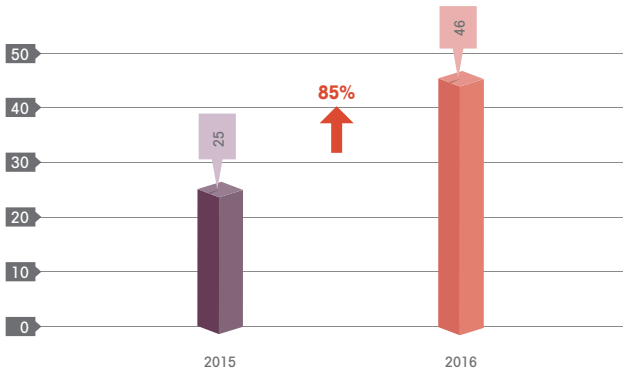
Of the 564 cases left at the Family Court by the end of 2016, 99% cases (that is 557 cases) are those filed less than a year ago. Of the caseload at the Family Court, only 7 cases have been pending for more than a year. Of the 7 cases, 6 have not completed 3 years since registration. The remaining 1 case have not been pending for more than 5 years. The Family Court holds no backlog which exceeds a period of 5 years.

---

**15. NUMBER OF CASES FILED AT THE JUVENILE COURT IN 2016 INCREASED BY 85%. THE COURT CLEARED 67% OF THE NUMBER OF CASES SUBMITTED.**

---

2015 - 2016




In 2015 the Juvenile Court received 25 cases. However, the number increased by 85% in 2016 and by the end of the year, the court had a total of 46 new cases. While the number of cases submitted to the Juvenile Court in 2016 increased significantly compared to the previous years, the number cleared by the court stands at 67% against the number of cases submitted to the court during the course of the year. The Juvenile Court had 6 pending cases by the end of 2015 and 46 new cases were registered at the court in 2016. With 53 cases as backlog, the court cleared 40% of cases in 2016 (21 cases). By the end of the year the court had 21 unresolved cases.

---

## 16. THE JUVENILE COURT'S BACKLOG HAVE NO CASES REGISTERED FOR MORE THAN A YEAR

---

2016 - 2015 2016 - 2015 2016 - 2015 2016 - 2015



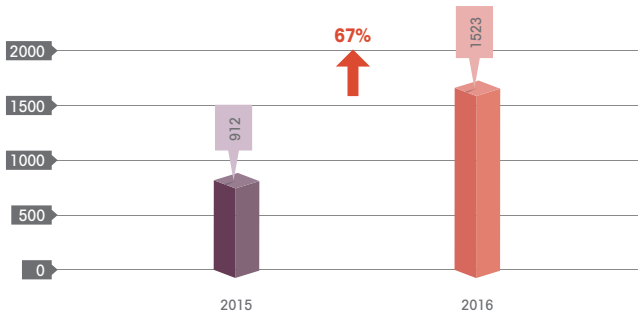
The 21 cases which remained pending at the Juvenile Court by the end of 2016 were fresh cases received by the court the same year.

---

## 17. THE NUMBER OF CASES FILED AT THE DRUG COURT IN 2016 SHOW AN INCREASE OF 67%. THE COURT CLEARED 84% OF CASES AGAINST THE NUMBER RECEIVED.

---

2016 - 2015 2016 - 2015 2016 - 2015 2016 - 2015



In 2015 the number of cases filed at the Drug Court was at 912. 1523 cases were filed at the court in 2016 which is a 67% increase from 2015. Notably, the Drug Court too had cleared 84% of the cases submitted to the court in 2016.

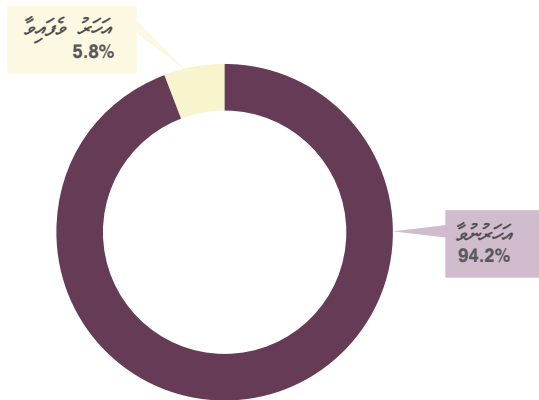
By the end of 2015 the Drug Court had 734 cases as backlog. With 1523 new cases received by the court in 2016, the backlog had increased to a staggering 2257 of which 57% (1302 cases) were cleared by the court in 2016. By the end of the year, the court had a backlog of 955 cases.

---

## 18. 94% OF PENDING CASES AT THE DRUG COURT HAVE NOT EXCEEDED ONE YEAR SINCE REGISTRATION.

---

تاریخ زودتر درگاه-دو-اولیاد و درگاه 2016 - 2016



94% of the 955 cases pending at the Drug Court by the end of 2016 have not been registered for more than a year. The figure stands at 900 cases. The remaining 55 cases have been in pending for more than one year but have not been in pending for more than 3 years.





