



# Case Management Report of the Judiciary First Quarter 2017



**Department of Judicial Administration**  
**Supreme Court of the Maldives**  
Male', Maldives

## Case Management Report of the Judiciary – First Quarter 2017

### Summary

Compared to the first quarter of 2016,

1. There was a 15% increase in the number of cases registered in the lower courts in the first quarter of 2017.
2. The number of cases registered in the superior courts and magistrate courts in the first quarter of 2017 also saw an increase.
  - Cases registered in the superior courts saw a 35% increase
  - Cases registered at the magistrate courts saw a 3% increase
3. There was a 21% decrease in the number of cases cleared by the lower courts in the first quarter of 2017.
4. The number of cases cleared by the superior courts and the magistrate courts in the first quarter of 2017 decreased as well.
  - Cases cleared by the superior courts registered a 3% decrease.
  - Cases cleared by the magistrate courts registered a 31% decrease.
5. The case clearance rate in the first quarter of 2017 stood at 76%.
6. The case backlog in the first quarter of 2017 saw an increase of 22% compared to the backlog of the first quarter of 2016.
7. By the end of the first quarter of 2017, 88% of the case backlog in the lower courts were cases which have not been registered for more than one year.

**1. There was a 15% increase in the number of cases registered in the lower courts in the first quarter of 2017**

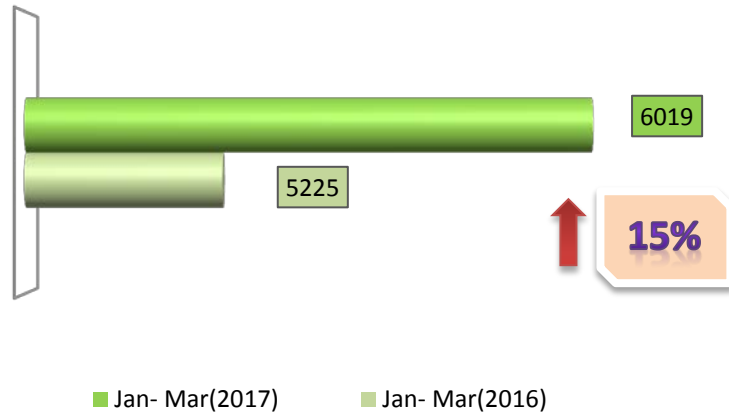


Figure 1: Cases registered 2016 and 2017 (Jan- Mar)- Lower courts

There was a 15% increase in the number of cases registered in the lower courts in the first quarter of 2017 compared to the same period of 2016. A total of 5225 cases were registered at the lower courts in the first quarter of 2016 and in the same period of 2017 a total of 6019 cases were registered. This is an increase of 794 cases.

**2. The number of cases registered in the superior courts and the magistrate courts in the first quarter of 2017 too recorded an increase**

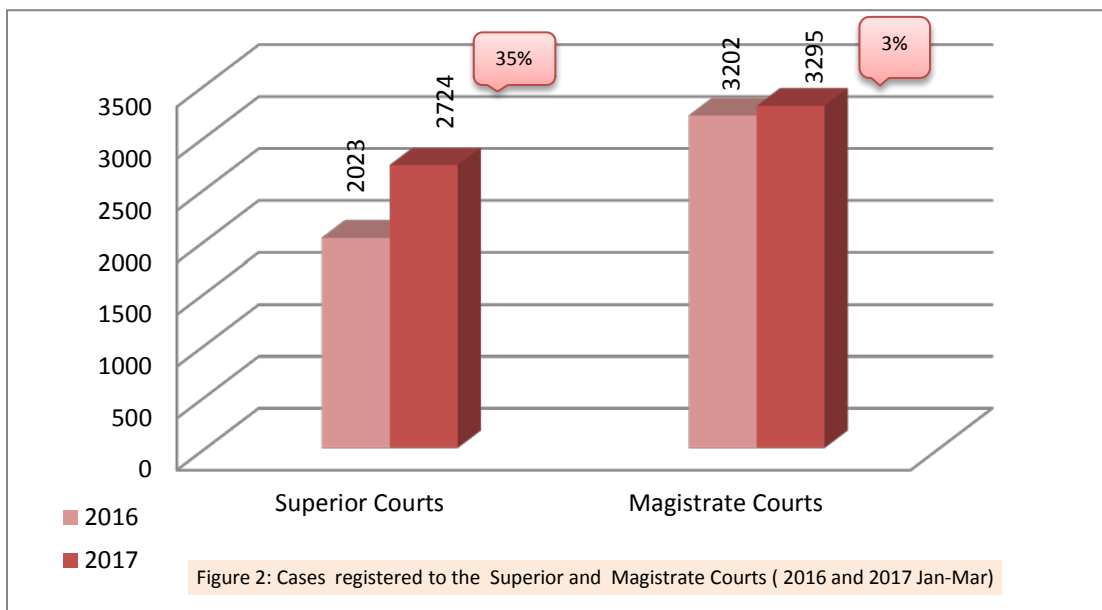
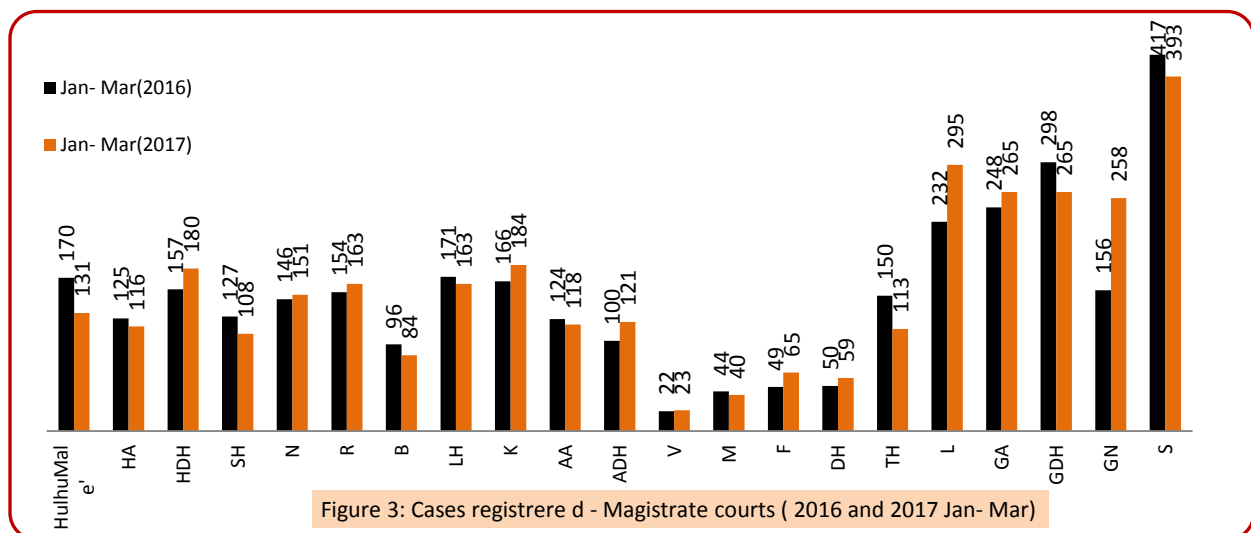


Figure 2: Cases registered to the Superior and Magistrate Courts ( 2016 and 2017 Jan-Mar)

When compared to the first quarter of 2016, there was a 35% increase in the number of cases registered at the superior courts in the first quarter of 2017. In the first quarter of 2016 a total of 2023 cases were registered in the superior courts while 2742 cases were registered in the same period of 2017. This is an increase of 701 cases.

There was a 3% increase in the number of cases registered at the magistrate courts in the first quarter of 2017. In the first quarter of 2016 3202 cases were registered in the magistrate courts and in the same period of 2017 3295 cases were registered. This is an increase of 93 cases.

- **Cases registered in the magistrate courts of the Atolls**



In the first quarter of 2017 the magistrate courts of Addu Atoll had the heaviest inflow of cases. However when comparing the number of cases registered in the Addu Atoll magistrate courts in the first quarter of 2016 and the same period of 2017 there is a decrease of 6% in cases registered in 2017.

The Magistrate Courts of Vaavu Atoll had the least number of case registrations in the first quarter of 2017.

- **Number of cases registered at individual superior courts**

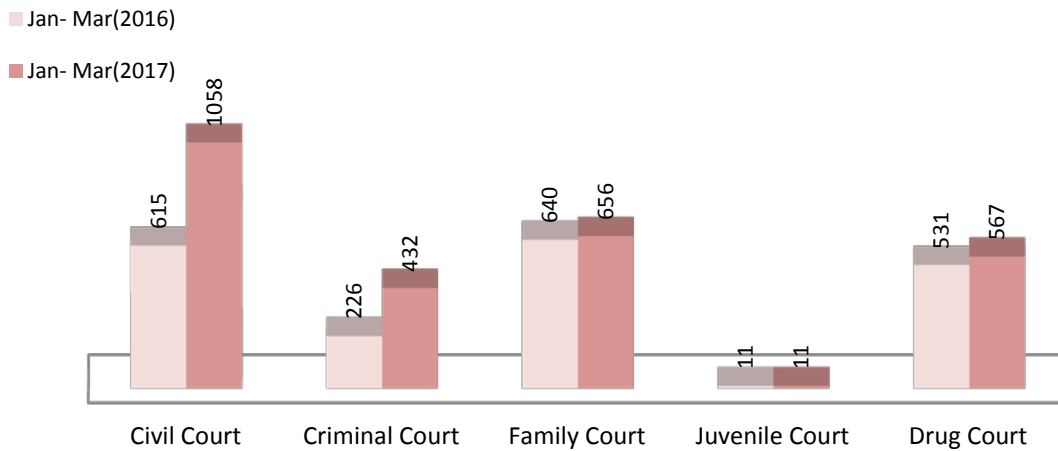


Figure 4: Cases registered at superior courts- 2016 and 2017 ( Jan- Mar)

The Civil Court had the heaviest case flow in the first quarter of 2017 with a total of 1058 cases registered there. When compared to the number of cases registered at the first quarter of 2016, there was an increase of 91% in cases at the Criminal Court, 72% in the Civil Court, 7% in the Drug Court and 3% in the Family Court. The case flow of the Juvenile Court remained the same during the first quarters of 2016 and 2017.

**3. There was a 21% decrease in the number of cases cleared by the lower courts in the first quarter of 2017**

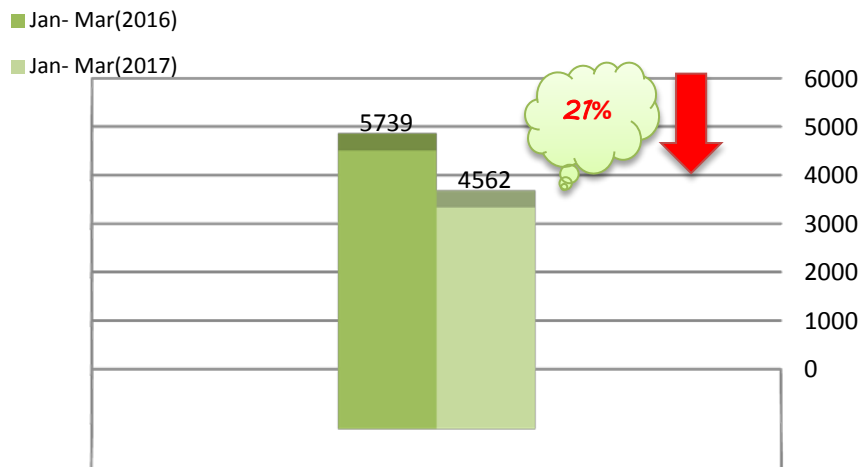
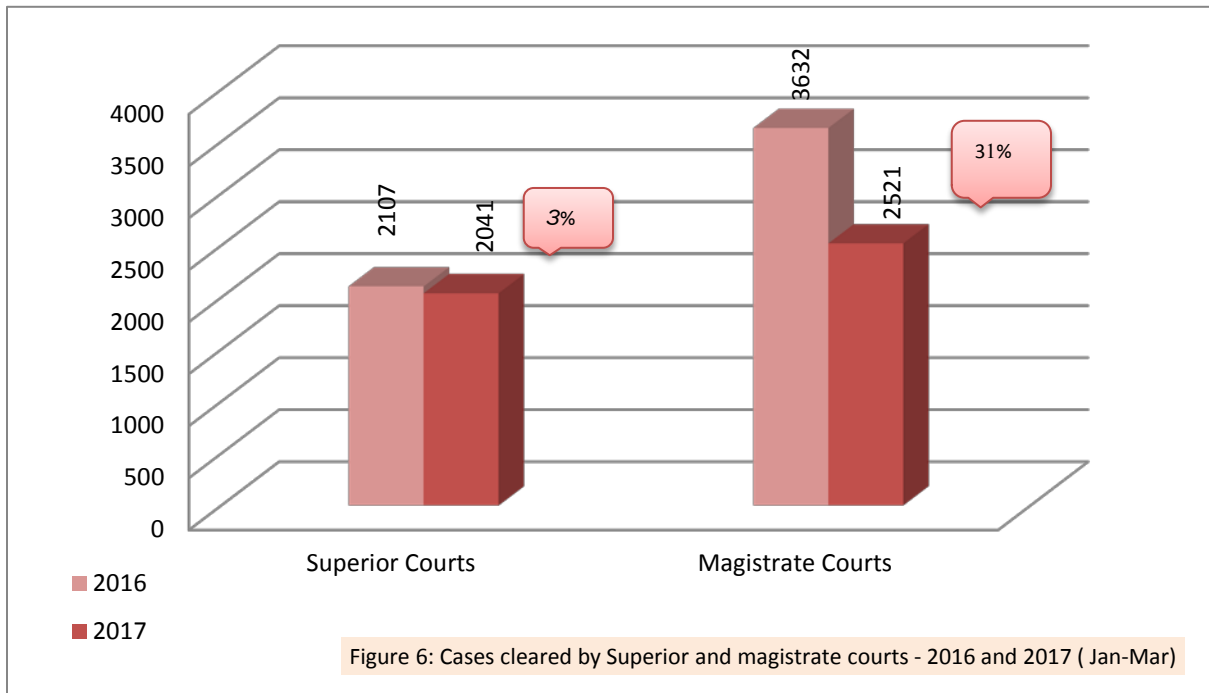


Figure 5: Cases cleared - Lower courts 2016 and 2017 ( Jan-Mar)

There was a 21% decrease in the number of cases cleared by the lower courts in the first quarter of 2017 when compared to the same period of 2016. In the first quarter of 2016 a total

of 5739 cases were cleared by the lower courts and during the same period of 2017 a total of 4562 cases were cleared. This is a decrease of 1177 cases.

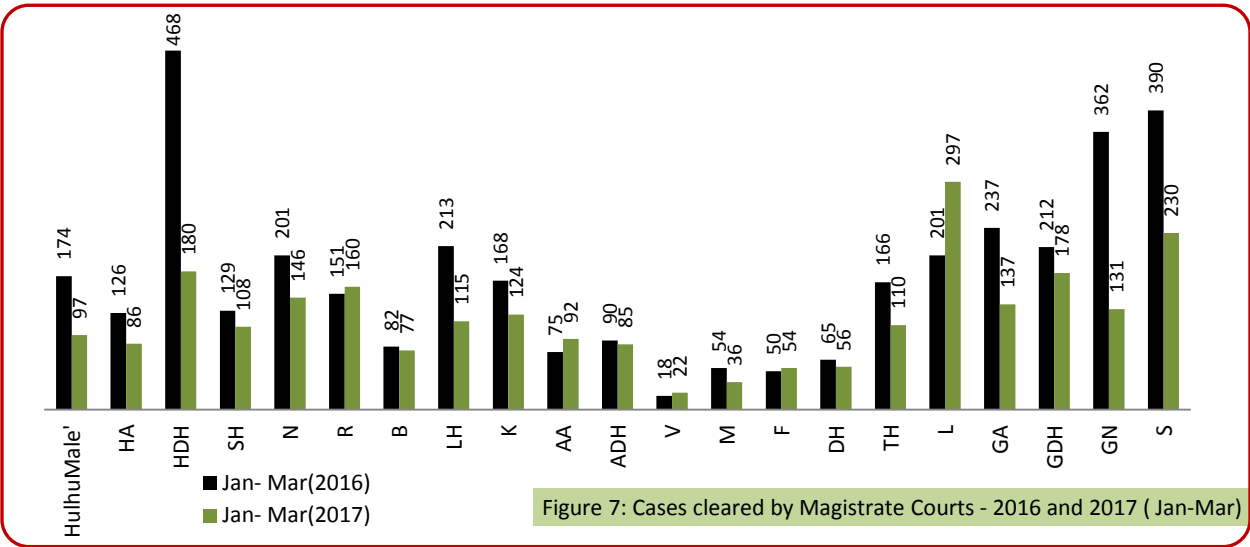
**4. There was a decrease in the number of cases cleared by the superior courts and the magistrate courts in the first quarter of 2017**



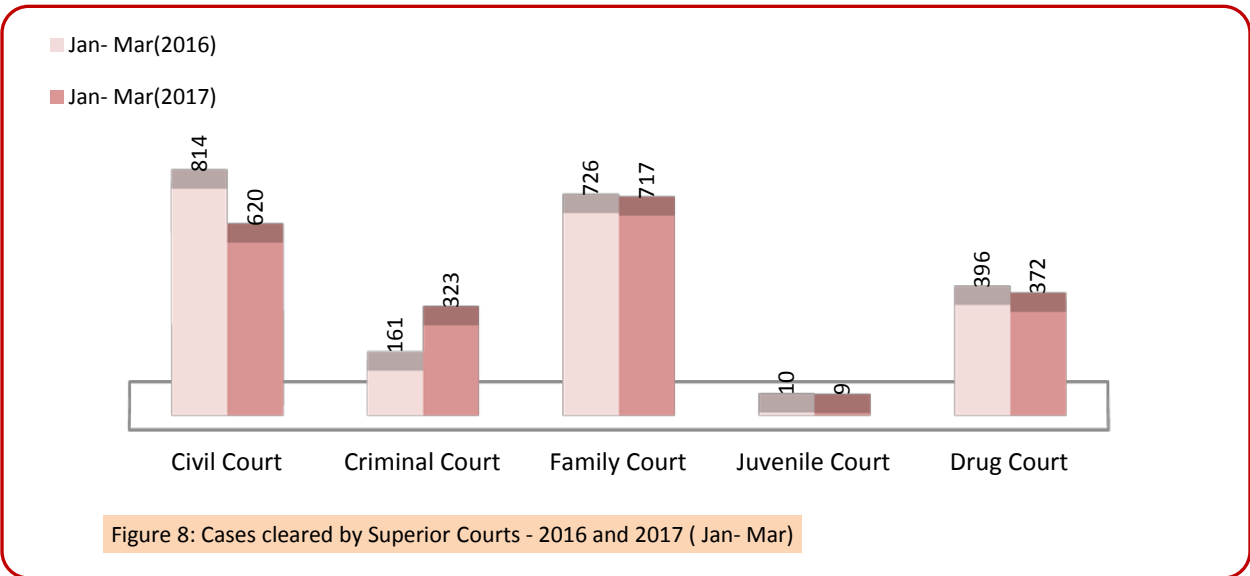
When compared to the number of cases cleared by the superior courts in the first quarter of 2016 to that of 2017, there was a decrease of 3%. In the first quarter of 2016 a total of 2107 cases were cleared, during the same period of 2017 a total of 2041 cases were cleared by the superior courts. This is a decrease of 66 cases.

There was a 31% decrease in the number of cases cleared by the magistrate courts in the first quarter of 2017 when compared to the case clearance rate of 2016 in the same period. In the first quarter of 2016 a total of 3632 cases were cleared and in the same period of 2017 a total of 2521 cases were cleared by the magistrate courts. This is a decrease of 1111 case.

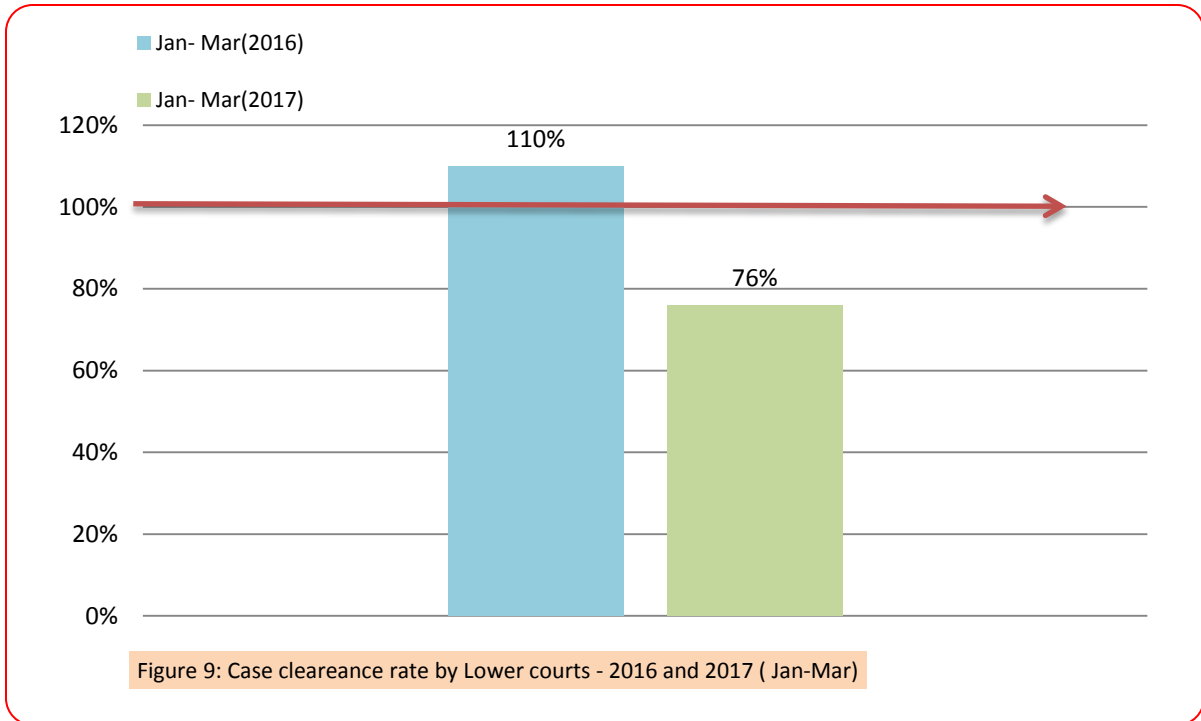
- Cases cleared by the magistrate courts ( each Atoll individually)



- Cases cleared by the superior courts



**5. The case clearance rate in the first quarter of 2017 stands at 76%.**

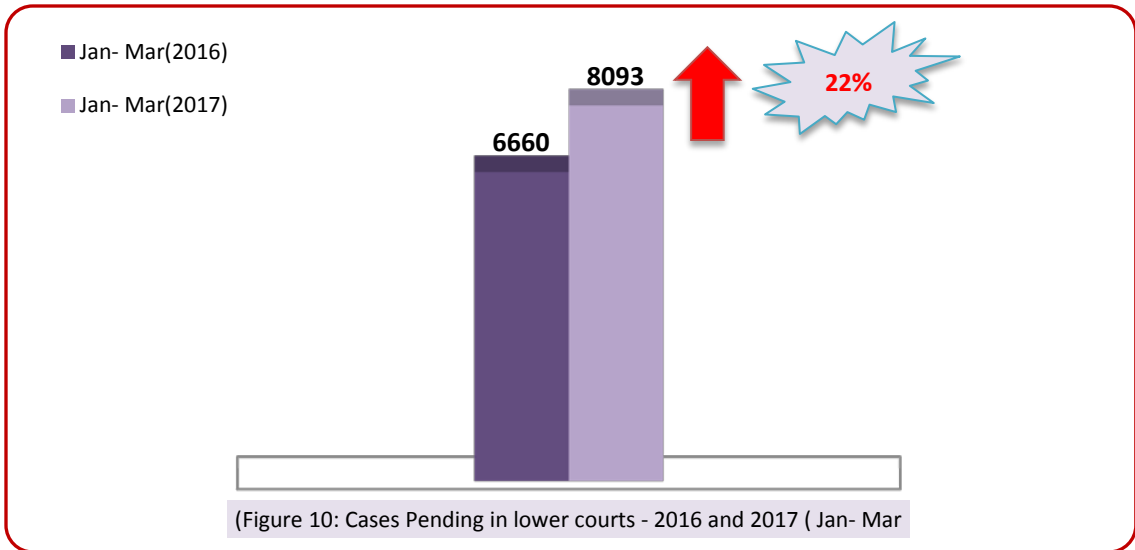


In the first quarter of 2017 there was a total of 6019 cases registered in the lower courts of which 4562 cases were cleared. Which amounts to 76% of cases registered at the lower courts during the period.

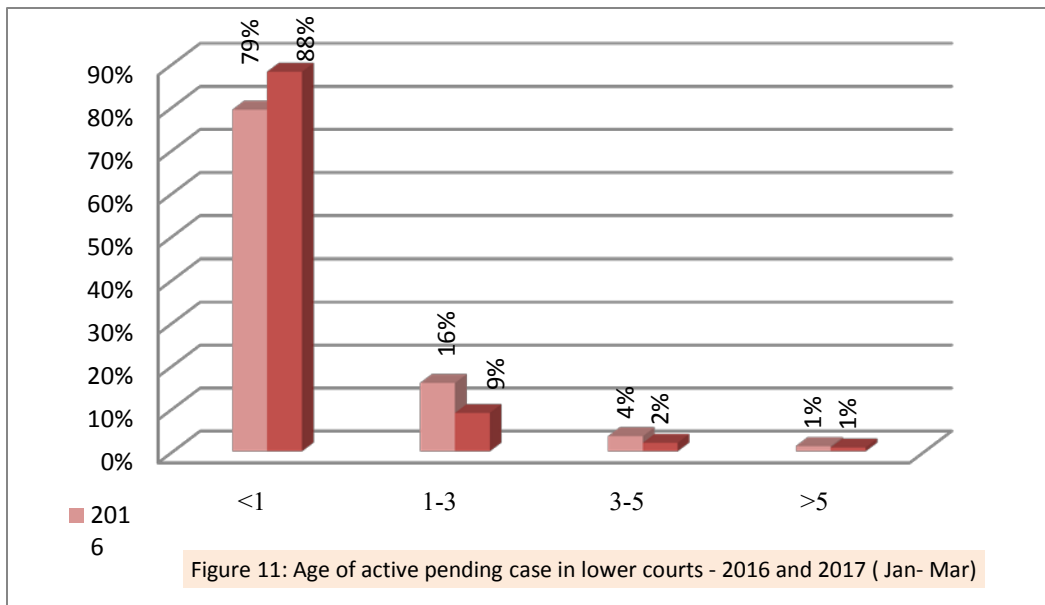
**6. The case backlog in the first quarter of 2017 saw an increase of 22% when compared to the backlog of the first quarter of 2016**

The case backlog in the first quarter of 2017 saw an increase of 22% when compared to the backlog of the first quarter of 2016. There were a total of 6660 cases in pending during the first quarter of 2016 and by March 2017 this number has increased to 8093 cases. This is an increase of 1433 cases when compared to the backlog of 2016 in the first quarter.





**7. By the first quarter of 2017 there were only 12% cases in the lower courts with a pending duration exceeding 1 year.**



The number of cases with a pending duration exceeding 1 year was brought down from 22% in the first quarter of 2016 to 12% in first quarter of 2017. In the first quarter of 2016 there were a total of 1379 cases with a pending duration exceeding 1 year and in the same period of 2017 this figure stood at 961 cases.

\*\*\*\*\*