




Department of Judicial Administration
Supreme Court of the Maldives
Male' Maldives

STATISTICS OF THE JUDICIARY



Foreword

2016 registered a record increase in the number of cases filed at the courts as well as the rate with which cases were cleared by the courts. While cases filed at the lower courts in 2015 was recorded at 17,712, the figure rose up in 2016 with 20,188 cases filed at the lower courts by the end of the year. This is a historic increase in the number of cases filed at the courts of the Maldives. Remarkably the unprecedented upturn was achieved in the case clearance rate of the courts as well.

Statistical records of the Judiciary between the period of the enactment of the new Constitution in 2008 to the end of 2016, indicate a case backlog of 12% against the number of cases registered at the courts.

Although the backlog of the courts in 2009 was at 13%, the period between 2010 and 2014 saw a sweeping increase in percentage of the number of cases pending at the courts for more than a year. At 35.7% the heaviest backlog of the period was felt in 2012.

With the courts staggering under the weight of a prolonged case backlog, the Supreme Court under initiative of the Chief Justice, issued a circular (No.08/2015) with a directive for the courts to organize case management and clear the backlog within a span of one month and for the Department of Judicial Administration to facilitate for the expeditious process. Following the Supreme Court directive, a series of measures were put in place to provide for effective case management.

With 2016 witnessing a rapid increase in case inflow, the exceptional output in case clearance achieved during this time was the result of a lot of work focused on case management of the courts. During the course of the year, judicial delegations travelled to the Atolls to conduct special programs designed to clear the backlog of the magistrate courts. 1519 cases were cleared under the mission.

Other programs focused on effective case management carried out in 2016 include the establishment of a classification and scheduling mechanism of cases received by the courts as well as the introduction of performance indicators to monitor the productivity of the courts.

Under the new mechanism, weekly statistics were gathered from across the country to assess the rate of case clearance and evaluate the performance of the courts, the result of which was a steady case clearance rate of 103% maintained throughout the year.

Looking at the case backlog of the courts for the past eight years, the productivity of the courts in 2016 is marked with a record percentage in backlog clearance. By the end of December 2016, a mere 12% was recorded as case backlog of the courts.

Other moves which contributed significantly to the outstanding statistical records of the Judiciary, was a workshop held by the statistics officials of the Judiciary in collaboration with the National Bureau of Statistics to identify the techniques used to gather and disclose vital statistics and deliberations on including cases of human trafficking in the statistical yearbook of the judiciary which culminated with the Chief Justice of the Maldives Hon. Uz. Abdullah Saeed during his concluding remarks at the Judges' Colloquium, announcing his decision to include information on human trafficking in the statistical yearbook of the Judiciary. Consequently, the Statistical Yearbook of the Judiciary 2017 will, for the first time publish information on human trafficking cases in the country signifying the hard stance the Judiciary has declared against the rapidly proliferating international crime.

I believe the Statistical Yearbook of the Judiciary 2016 would be a good source of information for the public as well as for researchers, students and other individuals. My sincere gratitude to the judges and staff of the courts of the Maldives whose valuable work contributed immensely in compiling the book.

25 January 2017

Hassan Saeed Hussain

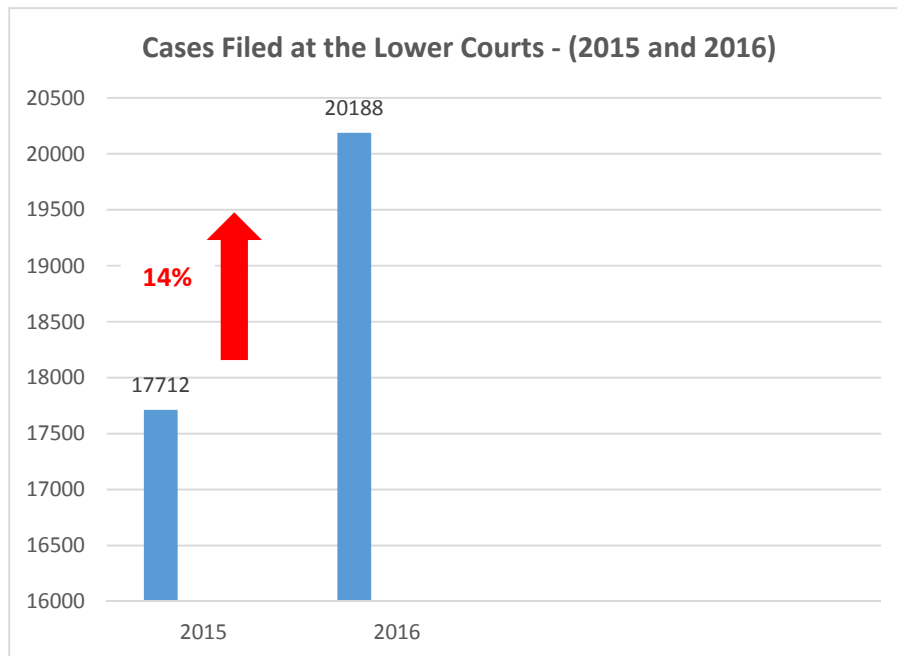
Judicial Administrator

Statistics of the Judiciary 2016

Table of Contents of the Report

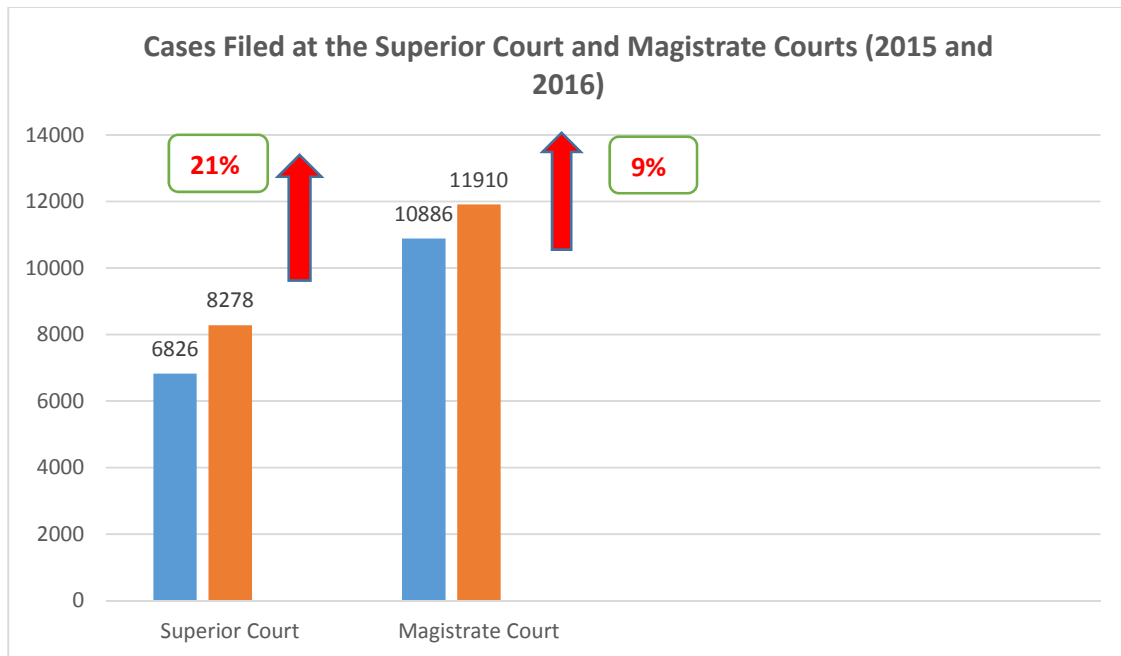
- ❖ **Total number of cases filed at the lower courts.**
- ❖ **Cases filed at superior courts and magistrate courts.**
- ❖ **Cases cleared by the lower courts.**
- ❖ **Cases cleared by the superior courts and the magistrate courts.**
- ❖ **Total number of case backlog at the superior courts, the magistrate courts and the lower courts.**
- ❖ **Pending period of cases at the lower courts.**
- ❖ **Classification of cases filed at the courts in percentage.**
- ❖ **Case clearance rate of the lower courts.**
- ❖ **Of the cases cleared by the lower courts, the number of cases appealed in percentage.**
- ❖ **Percentage of cases resolved by the Dispute Resolution Division of the Civil Court.**
- ❖ **Details of Human Trafficking cases.**

1. Total Number of Cases Filed at the Lower Courts



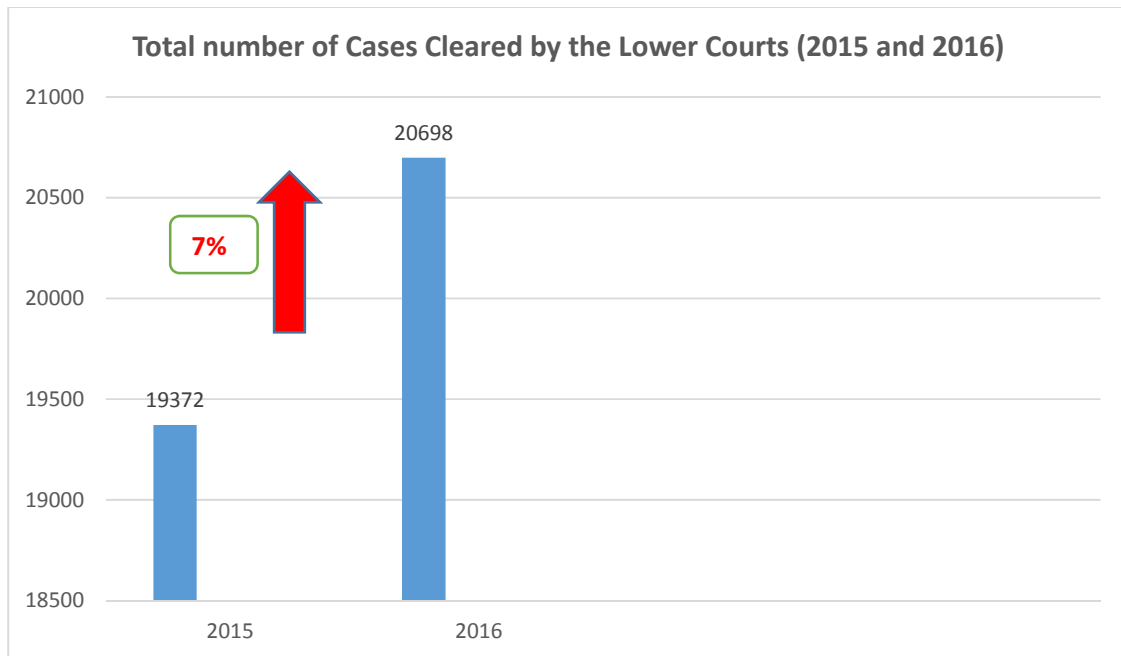
A record number of cases were filed at the courts in 2016, with the number exceeding a new mark of 20,000. The number of cases submitted to the lower courts in 2016 saw a 14% increase from that of 2015. In 2015, the number of cases filed at the lower courts stood at 17,712 while the number increased to 20,188 in 2016. This is an increase of 2476 cases.

2. Cases Filed at Superior Courts and Magistrate Courts



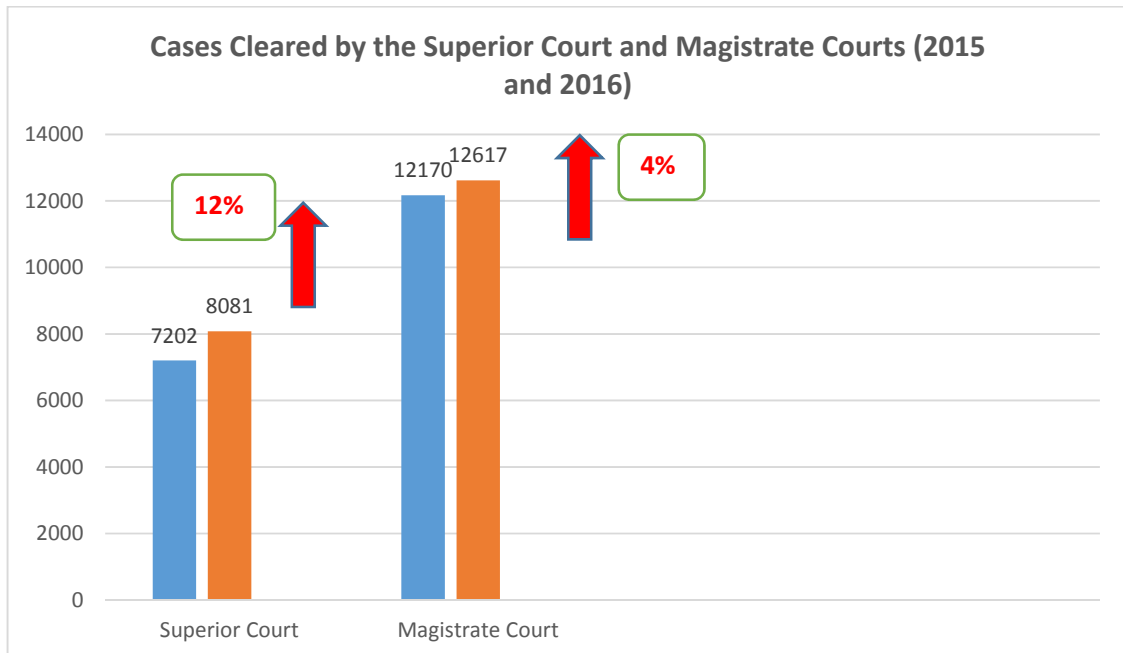
Cases submitted to the superior and the magistrate courts too show a significant increase in 2016 to that of 2015. Superior courts recorded an increase of 21% cases in 2016 compared to the previous year. While 6826 cases were filed at the superior courts in 2015, the number increased to 8278 in 2016, which is an increase of 1452 cases. The number of cases filed at the magistrate courts too increased considerably in 2016 with a 9% increase in registered cases recorded for the year. In 2015, 10,886 cases were submitted to the magistrate courts, while 11,910 cases were submitted in 2016 which is an increase of 1024 cases.

3. Cases Cleared by the Lower Courts



2016 was a productive year for the courts in terms of case clearance as well. Cases cleared by the courts surpassed a record mark of 20,000 for the first time ever. A 7% increase is seen in the number of cases cleared by the lower courts in 2016 to that of 2015. In 2015, lower courts settled 19,372 cases, with the figure increasing to 20,698 in 2016, which is an increase of 1326 cases.

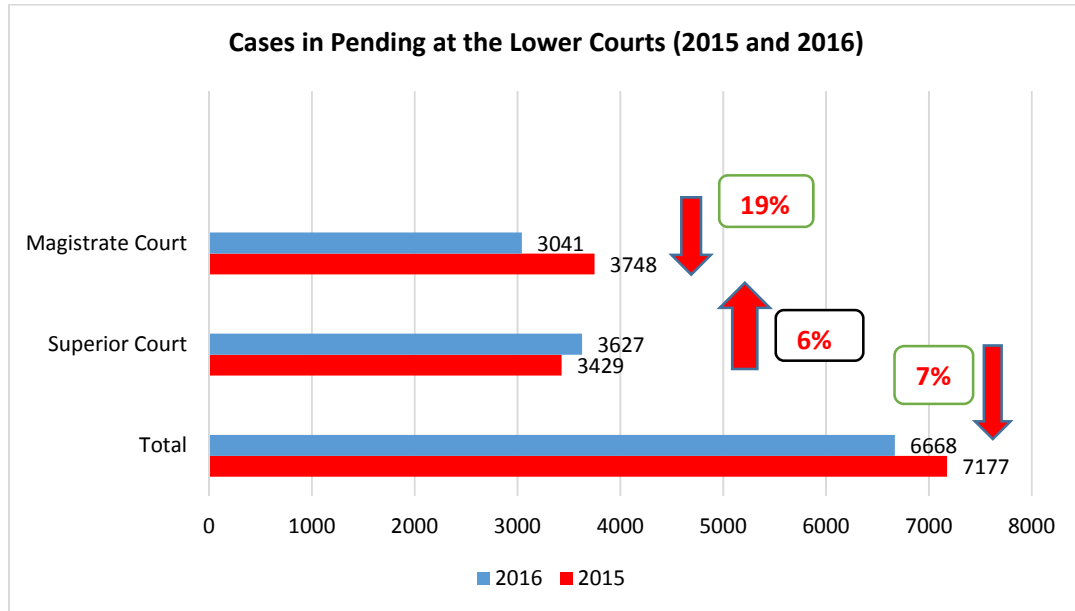
4. Cases Cleared by the Superior Court and Magistrate Courts



The percentage of cases cleared by the Superior Court in 2016 saw an increase of 12% when compared to the number of cases cleared in 2015. A total of 7202 cases were cleared by the Superior Courts in 2015 and 8081 cases cleared in 2016. This is an increase of 879 cases.

The percentage of cases cleared by the Magistrate Courts in 2016 saw an increase of 4% when compared to the number of cases cleared in 2015. A total of 12,170 cases were cleared by the Magistrate Courts in 2015 and 12,617 cases cleared in 2016. This is an increase of 447 cases.

5. Details of Cases in Pending at the Courts

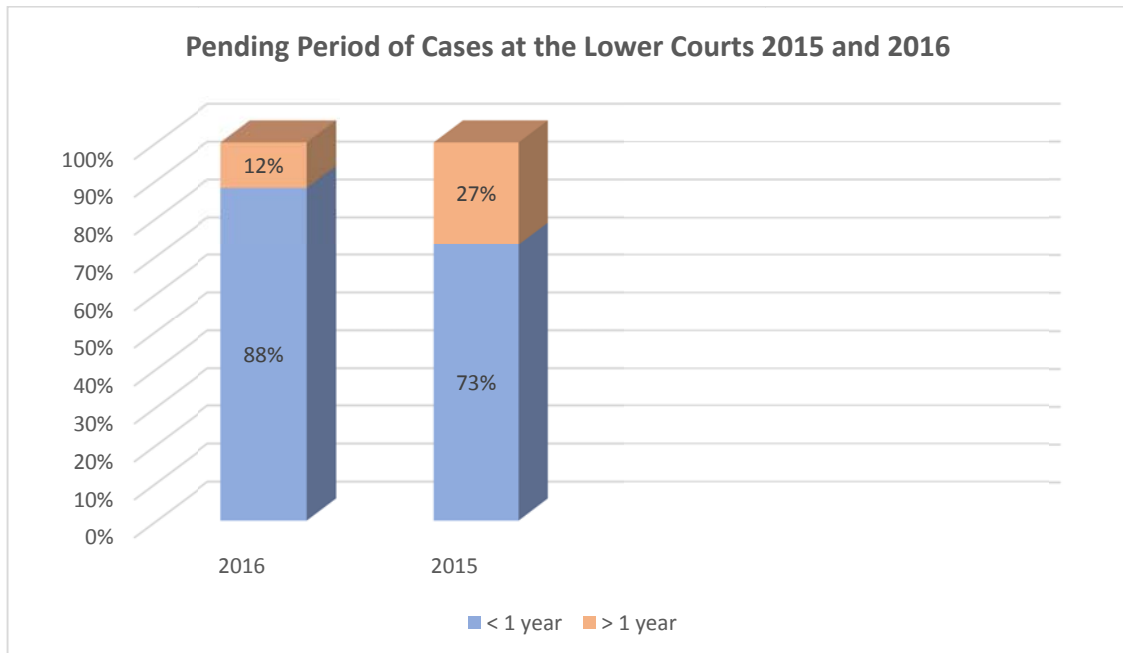


The percentage of cases in pending at the lower courts in 2016 saw a decrease of 7% when compared to the number of cases in pending in 2015. In 2015 there were a total of 7177 cases in pending and in 2016 this number was brought down to 6668 cases. When compared to the number of 2015 this is a decrease of 509 cases.

The percentage of cases in pending at the Superior Courts saw an increase of 6% in 2016 when compared to the number of cases in pending in 2015. In 2015 there were a total of 3429 cases in pending at the Superior Courts and this number increased to 3627 in 2016. This is an increase of 198 cases. The increase in pending cases is due to the Government submitting an increased number of criminal cases to the Superior Courts in the last three months of 2016.

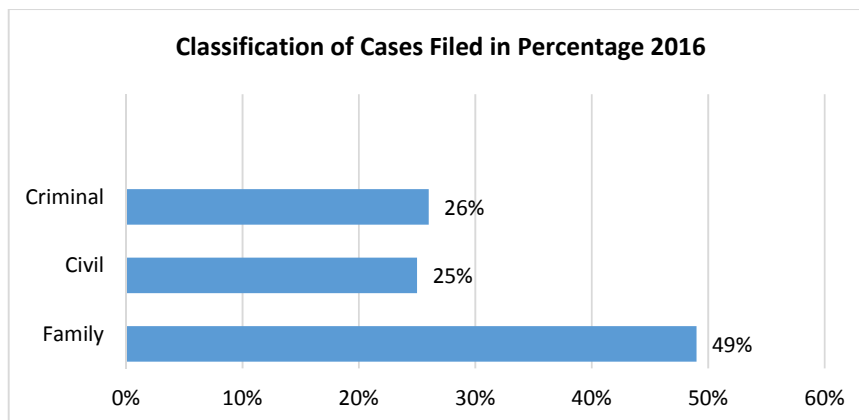
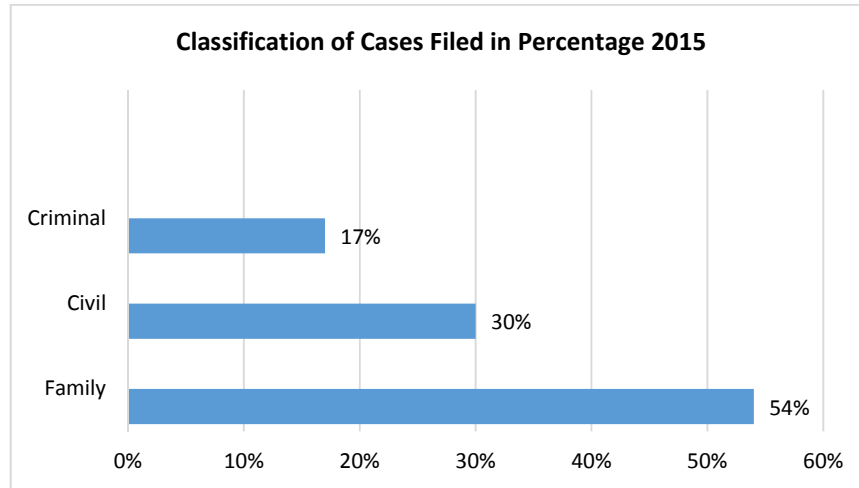
The percentage of cases in pending at the Magistrate Courts saw a decrease of 19% in 2016 when compared to the number of cases in pending in 2015. There were a total of 3748 cases in pending in 2015 and in 2016 this number was brought down to a total of 3041 cases. When compared to the number of 2015 this is a decrease of 707 cases.

6. Pending Period of Cases



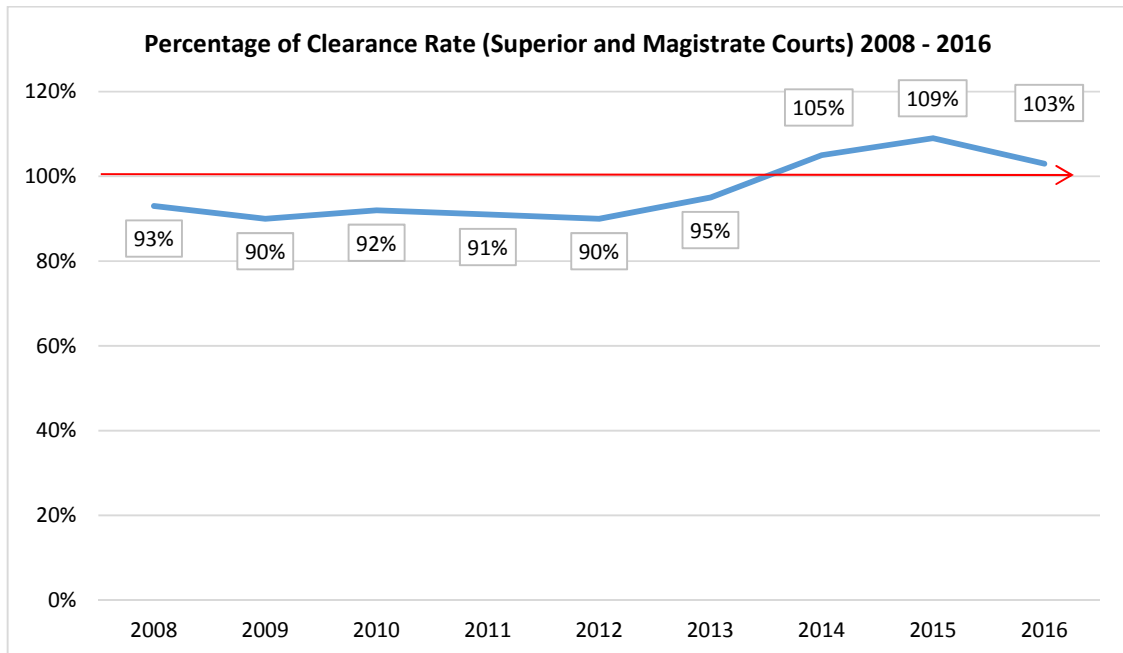
In 2016 the percentage of cases in pending for a period exceeding 1 year was brought down from 27% to 12%. In 2015 there were 27% cases in pending with a duration exceeding 1 year and by the end of 2016 there were only 12% cases in pending with a duration exceeding 1 year. In 2015 there were a total of 1945 cases with a pending duration exceeding 1 year and in 2016 there were a total of 790 cases with a pending duration exceeding 1 year. When compared to the numbers of 2015 this is a decrease of 1155 cases.

7. Classification of Cases Filed at the Courts in Percentage



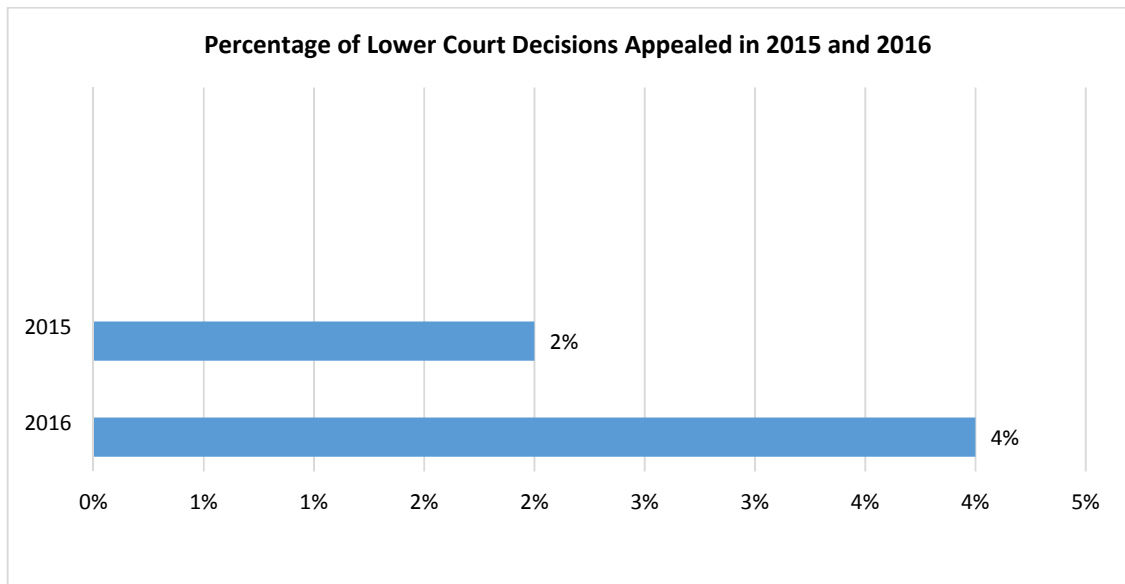
Similar to 2015 the largest number of cases filed at the lower courts in 2016 also fall under the category of family matters. In 2016, 49% cases filed at the courts were under the classification of family matters. 26% are criminal cases and 25% are civil cases. The number of criminal cases filed at the courts saw an increase of 81% in 2016 when compared to the figures of 2015. The percentage of family related cases filed at the courts in 2016 also saw an increase of 4% when compared to the figures of 2015. However, the percentage of civil cases filed at the courts in 2016 saw a decrease of 5% when compared to the figures of 2015.

8. Case Clearance Rate



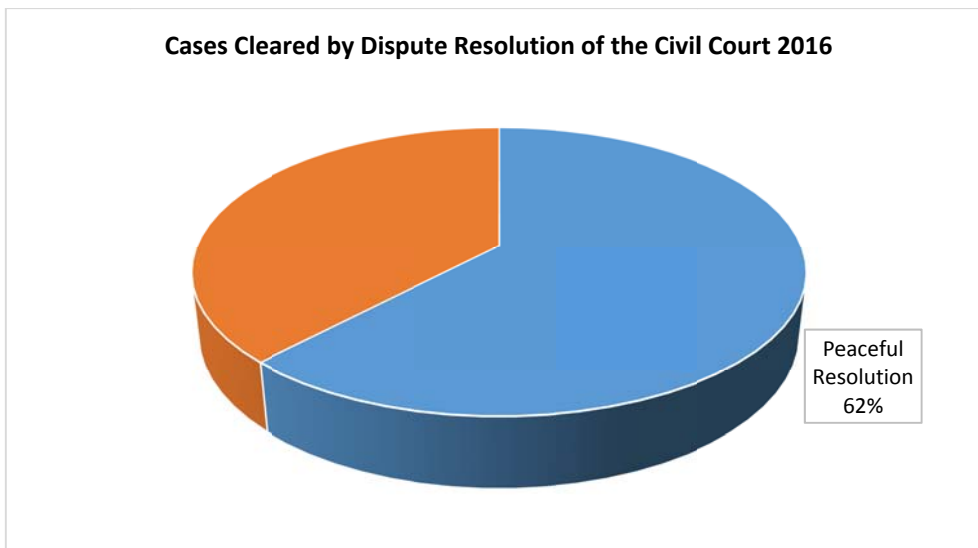
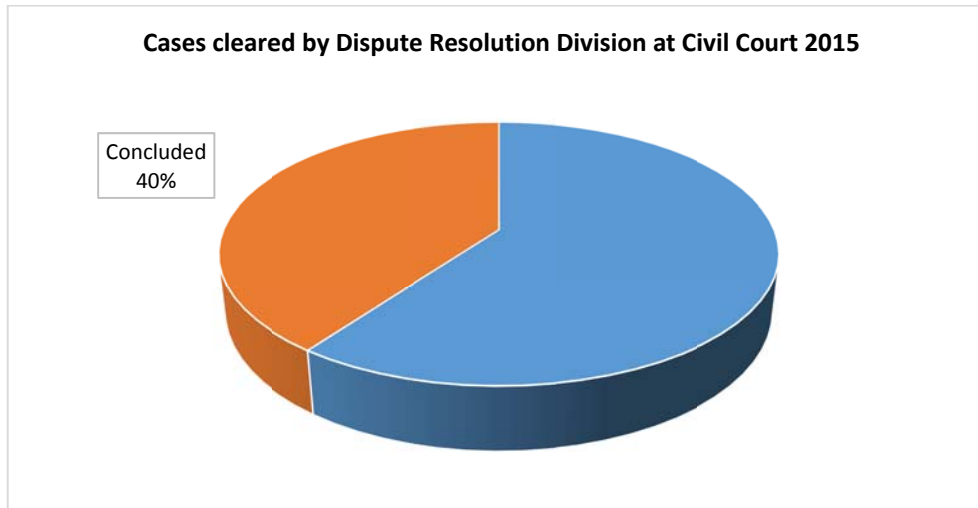
Similar to 2015 the number of cases cleared by the lower courts were higher than the number of cases filed at the courts and 2016. The case clearance rate of 2016 in the lower courts stand at 103%. The backlog of cases by the end of 2016 were lower than the backlog of cases by the end of 2015. In 2015 there were a backlog of 7177 cases and in 2016 this number was decreased 6668 cases.

9. Of the Cases Cleared by the Lower Courts, the Number of Cases Appealed in Percentage.



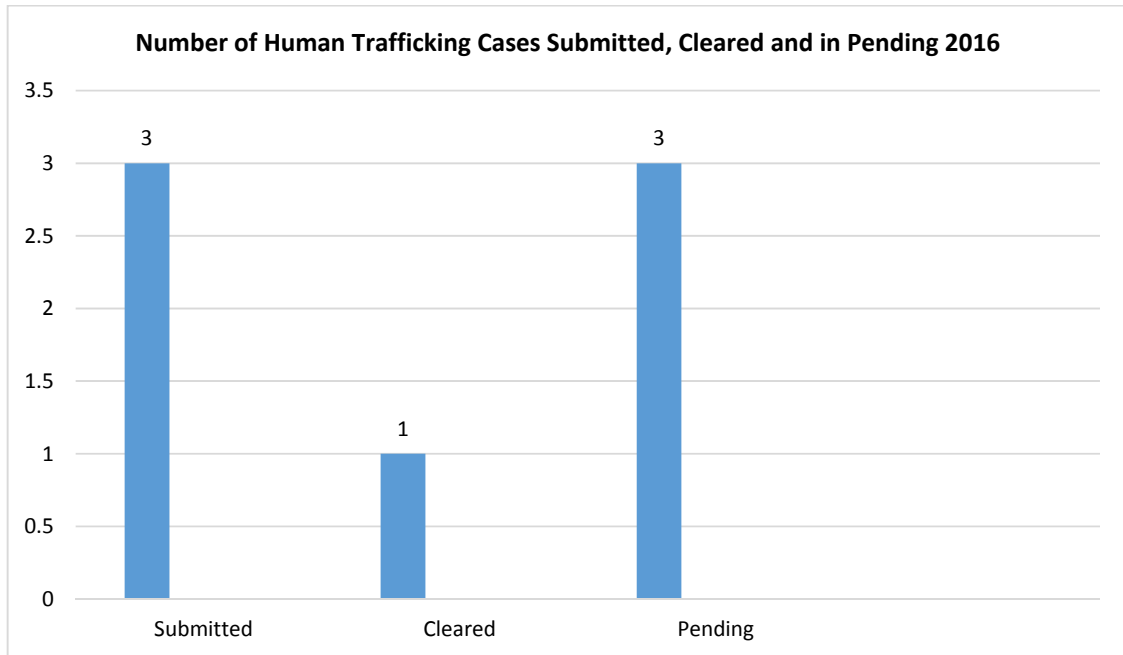
Out of the cases cleared by the lower courts, the number of cases appealed saw a two fold increase in 2016. There were 2% cases appealed from the lower courts in 2015 and in 2016, 4% cases were appealed at the High Court.

10. Percentage of Cases Resolved by the Dispute Resolution Division of the Civil Court.



There was an increase in the number of cases cleared by the Dispute Resolution division of the Civil Court in 2016. From a total of 1568 cases submitted to the division in 2015, 626 cases (40%) were cleared by the division. In 2016 there were a total of 1678 cases submitted to the division and 1040 cases (62%) were cleared by the division.

11. Details of Human Trafficking Cases



For the first time in 2016 the cases sent by the Judiciary to the courts on human trafficking were published. There were 3 such cases filed at the criminal court in 2016. By the end of 2015 there was 1 pending case and with it 4 cases on the matter are being processed. In 2016 one of these cases were cleared. The Bangladeshi nationals implicated in the case were found guilty and prison sentences were given to them.
